



DECORATION ORDER FORM

Email Completed Form and Artwork to decospecialist@bullard.com

Distributor: _____ Client's Name: _____ PO#: _____
 Client's Company: _____ Email for Proof: _____
 Phone: (____) _____ Fax: (____) _____ Logo: _____

HAT INFORMATION

Model: _____ Color: _____ Suspension: Ratchet Pinlock

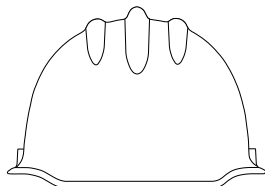
ARTWORK

Camera Ready Non Camera Ready *Please see below for suggestions on submitting your artwork.

LOGO INFORMATION

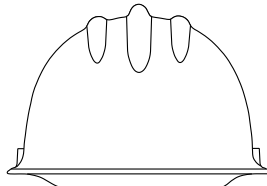
MARK THE POSITION OF LOGO AND TEXT ON EACH LOCATION.

Front



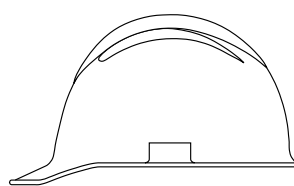
Colors

Back



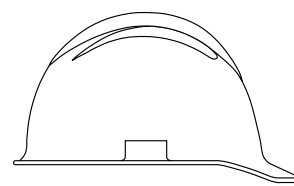
Colors

Left



Colors

Right



Colors

REFLECTIVE STRIPING

ST1R (around brim) Colors: _____ Custom (Call for pricing and minimums)
 ST2R (between ribs) Location: _____ Notes: _____

GUIDELINES TO SUBMITTING YOUR ARTWORK

Submitting Your Artwork

- Contact the person who created the logo at your customer's company.** Your customer can also contact a printer who has printed anything with the logo on it (letterhead, business cards, etc.) They will likely have camera-ready artwork and the Pantone® colors of the logo.
- Include Pantone® color numbers for the logo while configuring your hat.** Because color is highly subjective, and different computer monitors show colors differently, the Pantone® Matching System (PMS) is the universally accepted system used to identify colors. You or your customer should list known Pantone® colors under the colors field above.
- Submit your artwork and Pantone® color numbers to decospecialist@bullard.com.** Feel free to call Customer Service at (877) BULLARD if you have questions about logo requirements.

Acceptable & Preferred File Types: Camera-Ready Artwork

Deliver superior customized hard hats to your customers...with stunning logos advertising their companies! Bullard offers quick **three day turnaround times** for camera-ready artwork proofs. Please submit electronic vector files to Bullard Art at decospecialist@bullard.com. Providing camera-ready artwork will give you the sharpest logos with the fastest lead times. Camera-ready files are high-resolution (300 dpi) Mac-based files with the following extensions:

- .EPS, .FH, .AI, .CDR
- .PDF (Please Note: PDF files are considered camera-ready only when saved in editable text and graphics format.)

Tips for getting camera-ready artwork:

1. Ask your customer for **vector or line art**, or the original art used to print business cards, signs, letterhead, etc.
2. Ask for art that can be **converted to points and paths**, and includes any embedded files.
3. Remember, in most cases, neither you nor your customer may be able to open the file. That's usually the file we need.

Non Camera-Ready Artwork

We want to reproduce your customer's logo in the highest quality possible. However, if you cannot obtain camera-ready artwork, we can re-create a logo for you from the following files. Please Note: The file types listed below will require a **longer lead time of five to seven days** for proofs:

- .TIFF, .JPEG, .PDF, .BMP, .PNG

You may still mail hard copy samples of the artwork, such as letterhead, business cards or camera-ready art on high quality paper (not inkjet or laser print outs). However, these samples should be clear, simple one-color designs or multi-color designs if the colors do not touch. A higher quality sample will produce the best reproduction.

The file types below are much lower-quality files, designed for viewing on-screen, not for high-quality printing. They will require a lead time longer than five days. This lead time will vary based on the complexity of the logo.

- Any file that has been copied or saved from a web site
- Word documents with inserted images

*To build your order electronically, visit www.BuildYourBullard.com